


InteliCharger 60 12



Order code: BC212V05BOB

Automatic charger for 12 V batteries

Datasheet

Product description

Multi-stage automatic battery charger 12 V / 5 A with charging fail relay.


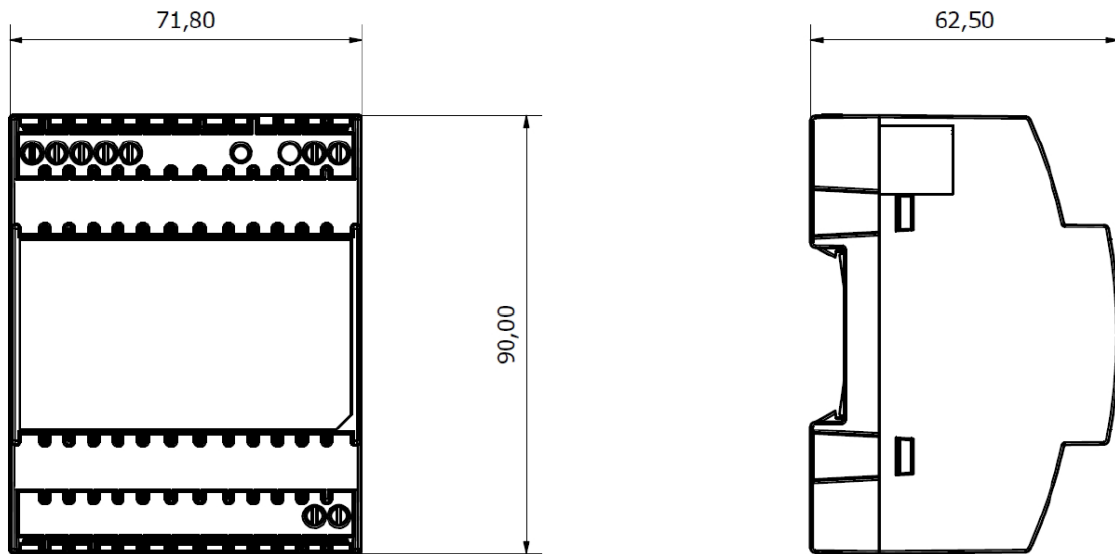
The InteliCharger 60 12 is an advanced, automatic, multi-stage battery charger suited to meet the most advanced requirements of battery manufacturers in cost effective package. Auto-diagnostic system monitors battery faults such as cells in short circuit, accidental reverse polarity connection, disconnection of the battery. The charger is convenient for Open Lead Acid, Sealed Lead Acid, Gel and NiCd–NiMH battery types. It can be also used in power supply mode.

Key features

- > 12 V / 5 A nominal output
- > Micro-processor control
- > Fully automatic operation
- > Cost effective
- > Suited for the following battery types: Open Lead Acid, AGM, GEL, Ni-Cd–NiMH
- > Charger stages: Recovery, Bulk, Absorption, Float, Refresh
- > Fast charge (Boost) with external contact
- > Protections: Short-circuit, Overload, Over voltage, Over temperature, Reverse battery

- > Diagnosis: Reverse polarity, Short Circuit, Battery disconnection, Wrong battery voltage
- > Signal output terminal indicating fault Battery / Charger (Voltage free contact)
- > Blink code diagnostic LED
- > Power Supply mode (can be used as a standalone power supply)
- > Passive cooling
- > Universal AC input ranges
- > DIN rail mounting

Dimensions, terminals and mounting



Note: All dimensions are in mm.

Note: It must be ensured that the battery charger is mounted vertically for proper function of passive cooling of the charger.

Technical data

Battery charger input

Nominal Input Voltage	100 .. 240 .. 277 V _{AC}
Input Voltage range	90 .. 305 V _{AC}
Inrush Current	≤ 50 A
Frequency	47 .. 63 Hz ±6 %
Input Current (115 .. 277 V _{AC})	1.3 .. 0.65 A
Internal Fuse	2.5 A
Recommended external fuse	10 A (MCB curve B)

Battery charger output

Float Charge cell voltage (Open Lead; AGM Lead; GEL Lead - 6 cells)	2.23; 2.25; 2.3 V/cell
Float Charge cell voltage (NiCd - 10 cells)	1.4 V/cell
Float Charge voltage	13.38 .. 14 V (12 V version)
Fast Charge cell voltage (Lead Acid; NiCd)	2.35; 1.45 V/cell
Fast Charge voltage	14.1 .. 14.5 V (12 V version)
Recovery Charge	2 .. 10 V _{DC} (12 V version)
Charging Current Max I _{batt} < 40 °C (I _n)	5 A ± 5 %
Power De-rating T _{amb} > 40 °C	-1.67 % (I _n) / °C
Nominal Power	60 W

Operating conditions

Operating temperature	-25 .. +70 °C
Ambient temperature Storage	-40 .. +85 °C
Operating humidity (25 °C, no condensation)	95%
Cooling	Auto Convection
Protection Class	IP20

General parameters

Charging current limiting I _{adj}	N/A
Efficiency (50% of I _n)	84 % (12 V version)
Maximum power dissipation	9 W
Charging Curve	IUoU 3 stage (DIN41773)
Over Voltage protection	Typ. 35 V _{DC}

Dimensions

Case	A polycarbonate case for DIN rail mounting with top and bottom perforation for auto convection cooling.
Dimensions (w × h × d)	72 mm × 90 mm × 61 mm (2.83" × 3.54" × 2.40")
Weight	approx. 0.30 kg (0.66 lbs)




Battery fault relay

Max. 30 Vdc 1 A, Max. 60 Vac 1A, Min. 5 Vdc 1 mA

Fast charge

Dedicated terminal for safe fast charge.

Certificates and standards

<ul style="list-style-type: none">> IEC60068-2-1> IEC60068-2-2> IEC60068-2-6> IEC60068-2-27> IEC60068-2-30	<ul style="list-style-type: none">> 61000-6-2> 61000-6-3> UL 1236> DIN41773 (Charging cycle)	  
---	---	---



E-mail: info@comap-control.com
Web: www.comap-control.com